



Meeting

23

International Celebrations

Here are some fun activities that encourage Eager Beavers to explore how children around the world celebrate holidays and festivals. Adapt the activities to meet the needs of your Eager Beavers or create your own activities.





MEETING LENGTH

60-80 MINUTES

- Opening (5 minutes)
- Story Time (10 minutes)
- Activities (90 minutes)
- Closing (5 minutes)

Opening

Using a beaver puppet, greet each of the children by name and welcome them all to Eager Beavers. Have the children sit in a circle.

5

MINUTES



Listen to a story about holiday traditions.

Story Time

10


MINUTES

LET'S CELEBRATE

Begin by asking the children how they celebrate a specific holiday. Then select and read sections of *Children Just Like Me: Celebrations!* (Bell and Kinderstey, 1997) or a book of your choice about celebrations from around the world. Tell the children during Eager Beavers they will learn more about how children in other countries celebrate holidays.

MATERIALS NEEDED

- Book about celebrating holidays, such as *Children Just Like Me: Celebrations!* by Anabel Kindersley and Barnabas Kindersley (DK Children, 1997) or a book of your choice



JAPAN

Good Luck Fans

5
MINUTES

WHAT YOU DO

The Japanese hang fans on their doors at New Year's to bring good luck.

Let each child select a sheet of construction paper. Have the children draw a design or picture on the paper with crayons. Then show them how to fold the paper into pleats to create a fan. Staple together one end of the fan. Next, have the children tape a popsicle stick to the back bottom edge of the fan.

1 ACTIVITY

MATERIALS NEEDED

- Construction paper, bright colors, one sheet per child
- Crayons
- Staplers
- Popsicle sticks, one per child
- Tape



ACTIVITY

2

Flag Chain

10

MINUTES


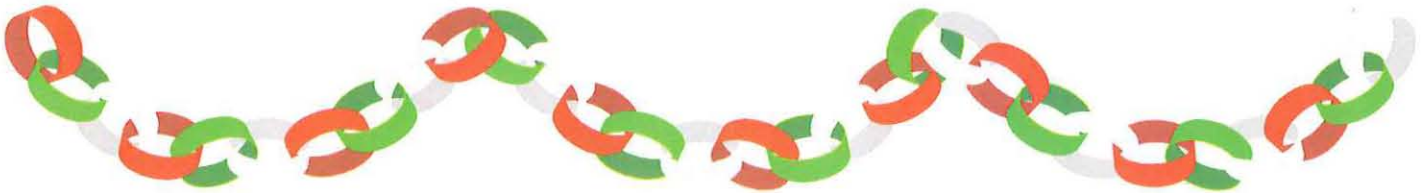
WHAT YOU DO

Cinco de Mayo means the fifth of May and it is the celebration of defending the city of Puebla from the French. On this day, the national colors of Mexico—red, green, and white—are proudly displayed.

Have the children begin with a red strip of paper and glue, tape, or staple the ends together to form a circle. Alternating colors, continue this process until the chain is the desired length. If you want, you can have the children glue crepe paper streamers onto their chain. Have an adult cut slits in the ends to make a fringe.

MATERIALS NEEDED

- Red, green, and white strips of construction paper, 1 × 6 in (2.5 × 15 cm)
- Glue, tape, or a stapler
- Crepe paper (optional)
- Scissors



ZAMBIA

Friction Drums

WHAT YOU DO

Ahead of time: Make a hole in the lid of oatmeal boxes and tape the lids securely to the oatmeal boxes. The hole should snugly fit around the dowels. To make sound with the friction drum, pull the dowel up and down or rub it between your palms.

Tell the children that many countries celebrate Youth Day, including Zambia. On Youth Day many young people participate in a parade in the nation's capital. Give each child an oatmeal box. Have the children decorate it by tearing pieces of construction paper and gluing them onto the box until it is completely covered. You can then have the children play their drums and march in a mini-parade.

10
MINUTES

3

ACTIVITY

MATERIALS
NEEDED

- Round cardboard oatmeal boxes with lids, one per child
- Dowels, 6 in (15 cm) taller than oatmeal boxes, one per child
- Construction paper
- Glue

GAMES

INDIA

Drop the Hanky

WHAT YOU DO

Share with the children that in many countries, children play games during celebrations. Ask them what games they play during holidays or vacations. Then tell them that they're going to play a game from India called Dhamal Dhoko. It is similar to Duck, Duck, Goose.

Have the children sit on the floor in a circle. One child walks around the outside of the circle and pretends to drop a hanky behind each child. Eventually the child will drop the hanky on the ground behind one of the other children. The child who dropped the hanky runs around the circle, trying to get back to where the hanky was dropped. As soon as the child whom the hanky was dropped behind realizes the hanky has been dropped, she chases the bluffer and tries to tag him with the hanky. If the bluffer makes it back without getting tagged, he sits down. If not, he takes another turn at dropping the hanky. Otherwise, the child chasing the bluffer becomes "it."

15
MINUTES

4

ACTIVITY

MATERIALS
NEEDED

- Hanky



Closing

5
MINUTES



Gather the children into a circle and ask them a specific question about what they learned during Eager Beavers. Say a prayer and then ask for an Eager Beaver to volunteer to pray for the group. Rejoin the rest of the Adventurers for the closing program.

